



Explanatory notes

Attainment: JPAF Steps

The Jersey Primary Assessment Framework (JPAF) is used by all Government of Jersey primary schools to assess pupil attainment. Under the JPAF the terms 'Emerging', 'Developing', and 'Secure' are used to show the extent to which a pupil has understood and can apply what they have been taught across the year from the Jersey Curriculum.

When pupils reach the end of a Key Stage (i.e. Year 2 and Year 6), a teacher assessment will be completed. For most pupils, the assessment judgements (JPAF Steps) will correspond with the curriculum objectives for the chronological year group that they are in. For example, a pupil in Year 6 may be assessed as 6 Emerging, 6 Developing or 6 Secure. Pupils assessed against curriculum objectives below their chronological year group are likely to have identified Special Educational Needs and/or Disabilities (SEN/D), or other significant barrier(s) to learning.

Attendance

Attendance measures represent the percentage of all available sessions that were attended by pupils (there are two sessions available in each school day: am and pm sessions). The overall attendance rate represents the percentage of sessions attended by all pupils in the school. The data does not include pupils that are not of compulsory school age i.e. nursery.

Measures for Jersey

Measures of attainment and progress for Jersey reflect all pupils in all fee-paying and non-fee paying Mainstream Primary Government Schools (Special schools not included).

Pupil numbers - Characteristics

Pupil numbers reflect pupils in Nursery to Year 6 recorded in the May 2024 school census.

Multi-Lingual Learners

If a pupil experiences more than one language (which may include English) during early development, then they are deemed to be a Multi-Lingual Learner (MLL) and the language/languages other than English are recorded as their home language (introduced in Jersey in 2022) or first language.



School

St Mary's

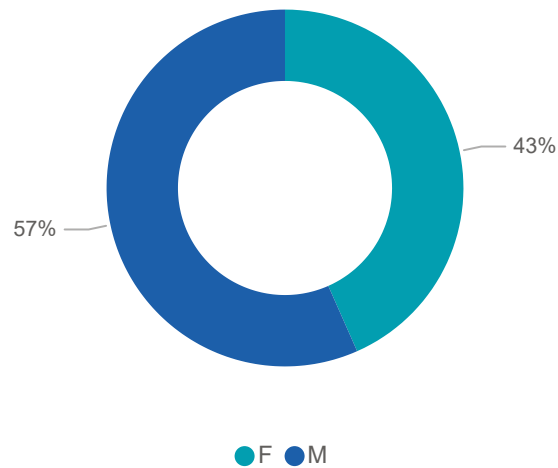
Head Teacher

Maria Stegenwalner

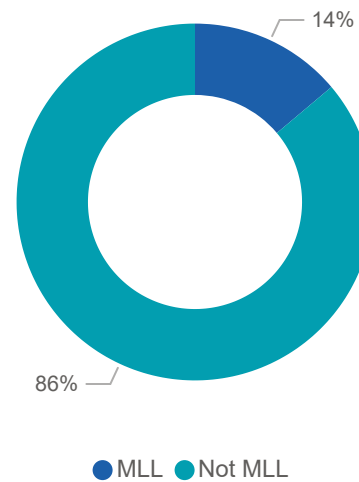
166

Pupils at School

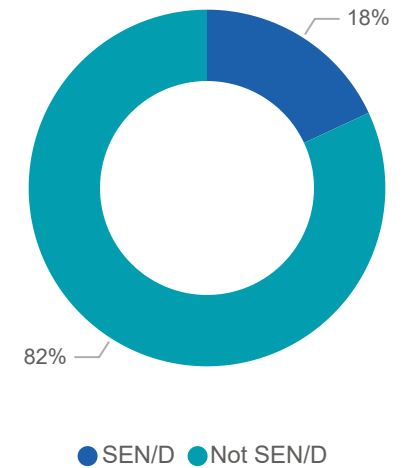
Female/Male



Multi-Lingual Learners



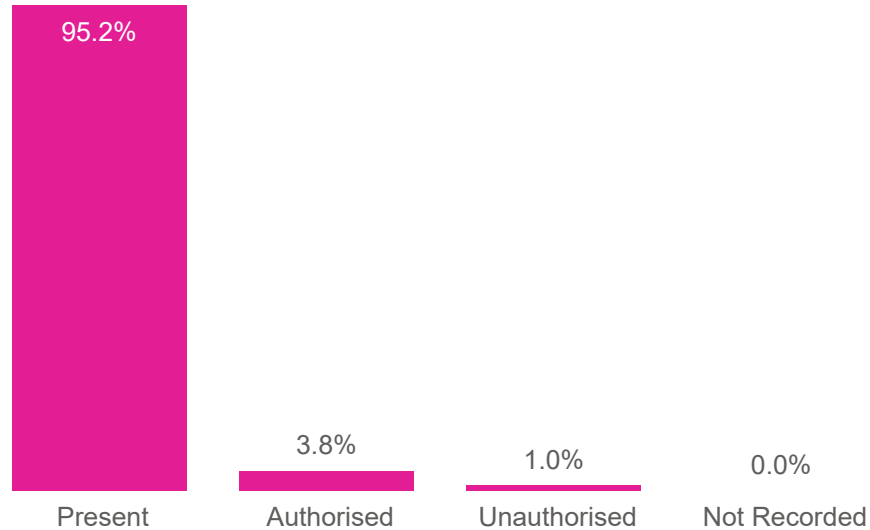
Special Educational Needs or Disabilities



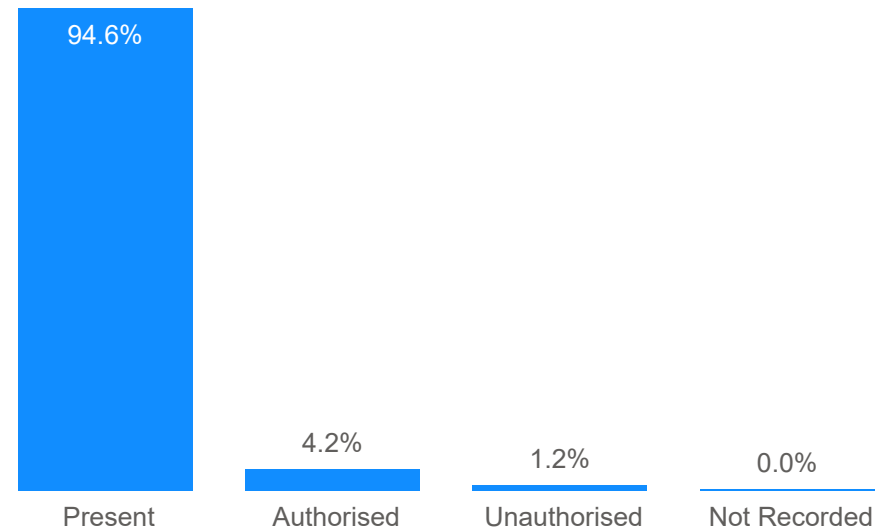


Attendance measures represent the percentage of all available sessions that were attended by pupils (there are two sessions available in each school day: am and pm sessions). The overall attendance rate represents the percentage of sessions attended by all pupils in the school. The data does not include pupils that are not of compulsory school age i.e. nursery.

% School



% All Schools





The Jersey Primary Assessment Framework (JPAF) is used by all Government of Jersey primary schools to assess pupil attainment. Under the JPAF the terms 'Emerging', 'Developing', and 'Secure' are used to show the extent to which a pupil has understood and can apply what they have been taught across the year from the Jersey Curriculum.

When pupils reach the end of a Key Stage (i.e. Year 2 and Year 6), a teacher assessment will be completed. For most pupils, the assessment judgements (JPAF Steps) will correspond with the curriculum objectives for the chronological year group that they are in. For example, a pupil in Year 6 may be assessed as 6 Emerging, 6 Developing or 6 Secure. Pupils assessed against curriculum objectives below their chronological year group are likely to have identified Special Educational Needs (SEN), or other significant barrier(s) to learning.

Statistical disclosure controls have been applied to these datasets. Where cohorts (either meeting OR not meeting the standard for each measure) are smaller than 5, the cells in the tables have been concealed.

School - Year 2 Attainment

| Subject | % Secure and above | % Developing and above | % Emerging and above |
|-------------|--------------------|------------------------|----------------------|
| Reading | | 100% | 100% |
| Writing | 71% | 100% | 100% |
| Mathematics | 71% | 100% | 100% |

All Schools - Year 2 Attainment

| Subject | % Secure and above | % Developing and above | % Emerging and above |
|-------------|--------------------|------------------------|----------------------|
| Reading | 66% | 89% | 98% |
| Writing | 54% | 87% | 98% |
| Mathematics | 58% | 88% | 98% |

School - Year 6 Attainment

| Subject | % Secure and above | % Developing and above | % Emerging and above |
|-------------|--------------------|------------------------|----------------------|
| Reading | 65% | | 100% |
| Writing | 65% | | |
| Mathematics | 61% | | 100% |

All Schools - Year 6 Attainment

| Subject | % Secure and above | % Developing and above | % Emerging and above |
|-------------|--------------------|------------------------|----------------------|
| Reading | 75% | 90% | 97% |
| Writing | 61% | 87% | 97% |
| Mathematics | 64% | 87% | 98% |